

# GT-MPOFF12yM4A-xM

MPO/MPO 12-Fiber Method-y Multimode OM4 50/125, OFNP Plenum, Aqua- xM



The GigaTech Products **GT-MPOFF12yM4A-xM** fiber optic patch cord is ideal for short distance patching applications. These fiber optic cables have been built to exceed industry standards and are tested for insertion loss and reflectance on all connectors. They are constructed using Corning glass within UL certified OFNP (Plenum) rated jacket with Kevlar yarn, and are factory terminated resulting in uncompromised performance.

### Performance:

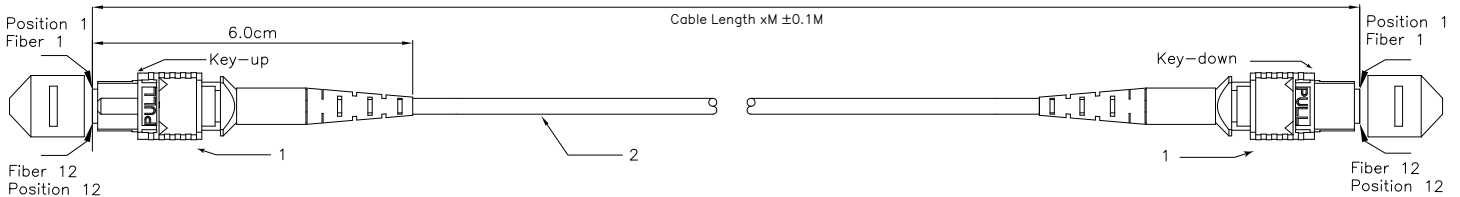
Insertion Loss (max.): <0.35dB  
 Optical Return Loss: >20dB  
 Storage Temperature: -40°C +80°C  
 Operation Temperature: -20°C +70°C  
 Attenuation dB/km max.: 1.0

### Fiber:

Core Diameter: 50µm  
 Cladding Diameter: 125µm  
 Inner Strength Material: Kevlar  
 Connector Type (1): MPO  
 Connector Style(1): Single  
 Connector Type (2): MPO  
 Connector Style (2): Single

### Jacket:

Jacket Size: 3mm  
 Jacket Style: Multifiber PVC  
 Jacket Color: Aqua  
 Fire Rating: OFNP (Plenum)




1	Mode	Ferrule	Housing	Clip	Boot	Cap
	MM	12 Fiber MM Low Loss	Aqua(PBT)	Ivory(PP)	Black(TPR)	Black(TPR)

2	Category	Jacket O.D.	Jacket Material	Color
	OM4(50/125um)	ø3.00mm	PVC OFNP	Aqua

# GT-MPOFF12yM4A-xM


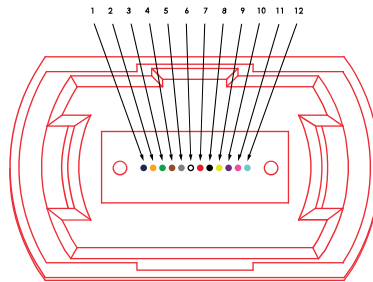
MPO/MPO 12-Fiber Method-y Multimode OM4 50/125, OFNP Plenum, Aqua- xM

## Cable Polarity Options




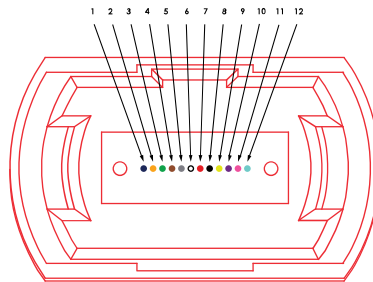
PIN OUT				
METHOD "A" KEY UP - KEY DOWN (STRAIGHT THROUGH)				
MPO 1			MPO 2	
FIBER COLOR CONNECTOR A	MTP PIN OUT POSITION KEY UP		FIBER COLOR CONNECTOR B	MTP PIN OUT POSITION KEY DOWN
BLUE	1	↔	BLUE	1
ORANGE	2	↔	ORANGE	2
GREEN	3	↔	GREEN	3
BROWN	4	↔	BROWN	4
GREY	5	↔	GREY	5
WHITE	6	↔	WHITE	6
RED	7	↔	RED	7
BLACK	8	↔	BLACK	8
YELLOW	9	↔	YELLOW	9
PURPLE	10	↔	PURPLE	10
PINK	11	↔	PINK	11
AQUA	12	↔	AQUA	12

MPO-12 Connector Fiber Assignments



PIN OUT				
METHOD "B" KEY UP - KEY UP (CROSSOVER)				
MPO 1			MPO 2	
FIBER COLOR CONNECTOR A	MTP PIN OUT POSITION KEY UP		FIBER COLOR CONNECTOR B	MTP PIN OUT POSITION KEY UP
BLUE	1	↔	BLUE	12
ORANGE	2	↔	ORANGE	11
GREEN	3	↔	GREEN	10
BROWN	4	↔	BROWN	9
GREY	5	↔	GREY	8
WHITE	6	↔	WHITE	7
RED	7	↔	RED	6
BLACK	8	↔	BLACK	5
YELLOW	9	↔	YELLOW	4
PURPLE	10	↔	PURPLE	3
PINK	11	↔	PINK	2
AQUA	12	↔	AQUA	1

MPO-12 Connector Fiber Assignments



PIN OUT				
METHOD "C" KEY UP - KEY DOWN (CROSS PAIR)				
MPO 1			MPO 2	
FIBER COLOR CONNECTOR A	MTP PIN OUT POSITION KEY UP		FIBER COLOR CONNECTOR B	MTP PIN OUT POSITION KEY DOWN
BLUE	1	↔	BLUE	2
ORANGE	2	↔	ORANGE	1
GREEN	3	↔	GREEN	4
BROWN	4	↔	BROWN	3
GREY	5	↔	GREY	6
WHITE	6	↔	WHITE	5
RED	7	↔	RED	8
BLACK	8	↔	BLACK	7
YELLOW	9	↔	YELLOW	10
PURPLE	10	↔	PURPLE	9
PINK	11	↔	PINK	12
AQUA	12	↔	AQUA	11

MPO-12 Connector Fiber Assignments

