

## GT-MPOAFF12yS2Y-xM

MPO-APC Female /MPO-APC Female 12-Fiber Method-y Singlemode OS2 9/125 Plenum Cable Yellow- xM



The GigaTech Products **GT-MPOAFF12yS2Y-xM** fiber optic patch cord is ideal for short distance patching applications. These fiber optic cables have been built to exceed industry standards and are tested for insertion loss and reflectance on all connectors. They are constructed using Corning glass within UL certified OFNP (Plenum) rated jacket with Kevlar yarn, and are factory terminated resulting in uncompromised performance.

### Performance:

Insertion Loss (max.): <0.60dB

Optical Return Loss: >20dB

Storage Temperature: -40°C +80°C

Operation Temperature: -20°C +70°C

Attenuation dB/km max.: 1.0

### Fiber:

Core Diameter: 9µm

Cladding Diameter: 125µm

Inner Strength Material: Kevlar

Connector Type (1): MPO/F APC

Connector Style(1): Single

Connector Type (2): MPO/F APC

Connector Style (2): Single

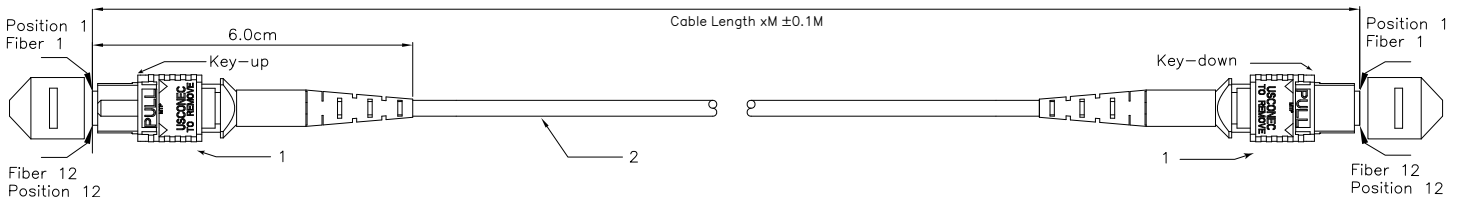
### Jacket:

Jacket Size: 3mm

Jacket Style: Multifiber PVC

Jacket Color: Yellow

Fire Rating: OFNP (Plenum)




1	Mode	Ferrule	Housing	Boot	Cap
	SM	12 Fiber SM APC Low Loss	Yellow(PBT)	Black(TPR)	Black(TPR)

2	Category	Jacket O.D.	Jacket Material	Color
	OG.65782(9/125um)	ø3.00mm	PVC OFNP	Yellow

# GT-MPOAFF12yS2Y-xM


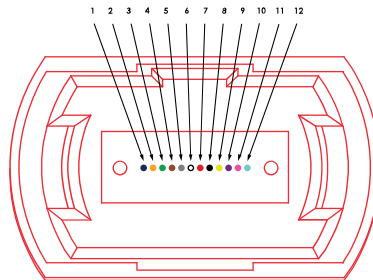
MPO-APC Female /MPO-APC Female 12-Fiber Method-y Singlemode OS2 9/125 Plenum Cable Yellow- xM

## Cable Polarity Options




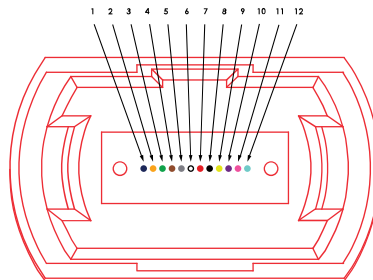
PIN OUT				
METHOD "A" KEY UP - KEY DOWN (STRAIGHT THROUGH)				
MPO 1			MPO 2	
FIBER COLOR CONNECTOR A	MTP PIN OUT POSITION KEY UP		FIBER COLOR CONNECTOR B	MTP PIN OUT POSITION KEY DOWN
BLUE	1	↔	BLUE	1
ORANGE	2	↔	ORANGE	2
GREEN	3	↔	GREEN	3
BROWN	4	↔	BROWN	4
GREY	5	↔	GREY	5
WHITE	6	↔	WHITE	6
RED	7	↔	RED	7
BLACK	8	↔	BLACK	8
YELLOW	9	↔	YELLOW	9
PURPLE	10	↔	PURPLE	10
PINK	11	↔	PINK	11
AQUA	12	↔	AQUA	12

MPO-12 Connector Fiber Assignments



PIN OUT				
METHOD "B" KEY UP - KEY UP (CROSSOVER)				
MPO 1			MPO 2	
FIBER COLOR CONNECTOR A	MTP PIN OUT POSITION KEY UP		FIBER COLOR CONNECTOR B	MTP PIN OUT POSITION KEY UP
BLUE	1	↔	BLUE	12
ORANGE	2	↔	ORANGE	11
GREEN	3	↔	GREEN	10
BROWN	4	↔	BROWN	9
GREY	5	↔	GREY	8
WHITE	6	↔	WHITE	7
RED	7	↔	RED	6
BLACK	8	↔	BLACK	5
YELLOW	9	↔	YELLOW	4
PURPLE	10	↔	PURPLE	3
PINK	11	↔	PINK	2
AQUA	12	↔	AQUA	1

MPO-12 Connector Fiber Assignments



PIN OUT				
METHOD "C" KEY UP - KEY DOWN (CROSS PAIR)				
MPO 1			MPO 2	
FIBER COLOR CONNECTOR A	MTP PIN OUT POSITION KEY UP		FIBER COLOR CONNECTOR B	MTP PIN OUT POSITION KEY DOWN
BLUE	1	↔	BLUE	2
ORANGE	2	↔	ORANGE	1
GREEN	3	↔	GREEN	4
BROWN	4	↔	BROWN	3
GREY	5	↔	GREY	6
WHITE	6	↔	WHITE	5
RED	7	↔	RED	8
BLACK	8	↔	BLACK	7
YELLOW	9	↔	YELLOW	10
PURPLE	10	↔	PURPLE	9
PINK	11	↔	PINK	12
AQUA	12	↔	AQUA	11

MPO-12 Connector Fiber Assignments

