

GT-MPFF12yM4A-xM

MTP-F/MTP-F 12-Fiber Method-y Multimode OM4 50/125, OFNP Plenum, Aqua- xM



The GigaTech Products **GT-MPFF12yM4A-xM** fiber optic patch cord is ideal for short distance patching applications. These fiber optic cables have been built to exceed industry standards and are tested for insertion loss and reflectance on all connectors. They are constructed using Corning glass within UL certified OFNP (Plenum) rated jacket with Kevlar yarn, and are factory terminated resulting in uncompromised performance.

Performance:

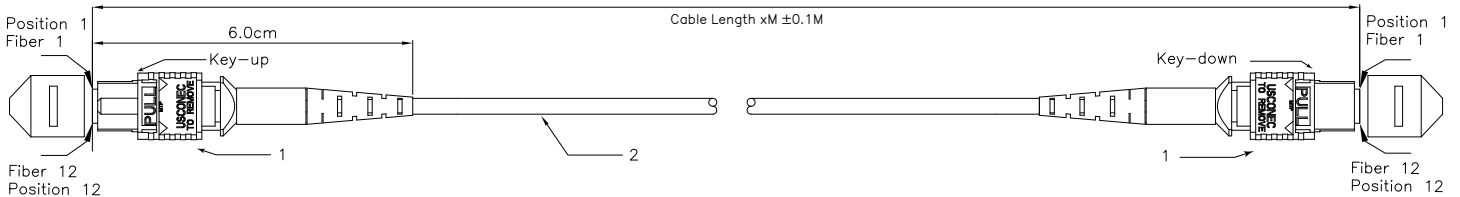
Insertion Loss (max.): <0.35dB
 Optical Return Loss: >20dB
 Storage Temperature: -40°C +80°C
 Operation Temperature: -20°C +70°C
 Attenuation dB/km max.: 1.0

Fiber:

Core Diameter: 50µm
 Cladding Diameter: 125µm
 Inner Strength Material: Kevlar
 Connector Type (1): MTP
 Connector Style(1): Single
 Connector Type (2): MTP
 Connector Style (2): Single

Jacket:

Jacket Size: 3mm
 Jacket Style: Multifiber PVC
 Jacket Color: Aqua
 Fire Rating: OFNP (Plenum)




1	Mode	Ferrule	Housing	Clip	Boot	Cap
	MM	12 Fiber MM Low Loss	Aqua(PBT)	Ivory(PP)	Black(TPR)	Black(TPR)

2	Category	Jacket O.D.	Jacket Material	Color
	OM4(50/125um)	ø3.00mm	PVC OFNP	Aqua

GT-MPFF12yM4A-xM


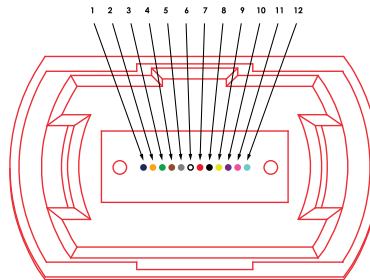
MTP-F/MTP-F 12-Fiber Method-y Multimode OM4 50/125, OFNP Plenum, Aqua- xM

Cable Polarity Options



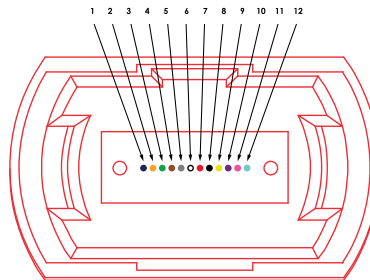
PIN OUT			
METHOD "A" KEY UP - KEY DOWN (STRAIGHT THROUGH)			
MTP 1		MTP 2	
FIBER COLOR CONNECTOR A	MTP PIN OUT POSITION KEY UP	FIBER COLOR CONNECTOR B	MTP PIN OUT POSITION KEY DOWN
BLUE	1	BLUE	1
ORANGE	2	ORANGE	2
GREEN	3	GREEN	3
BROWN	4	BROWN	4
GREY	5	GREY	5
WHITE	6	WHITE	6
RED	7	RED	7
BLACK	8	BLACK	8
YELLOW	9	YELLOW	9
PURPLE	10	PURPLE	10
PINK	11	PINK	11
AQUA	12	AQUA	12

MTP-12 Connector Fiber Assignments



PIN OUT			
METHOD "B" KEY UP - KEY UP (CROSSOVER)			
MTP 1		MTP 2	
FIBER COLOR CONNECTOR A	MTP PIN OUT POSITION KEY UP	FIBER COLOR CONNECTOR B	MTP PIN OUT POSITION KEY UP
BLUE	1	BLUE	12
ORANGE	2	ORANGE	11
GREEN	3	GREEN	10
BROWN	4	BROWN	9
GREY	5	GREY	8
WHITE	6	WHITE	7
RED	7	RED	6
BLACK	8	BLACK	5
YELLOW	9	YELLOW	4
PURPLE	10	PURPLE	3
PINK	11	PINK	2
AQUA	12	AQUA	1

MTP-12 Connector Fiber Assignments



PIN OUT			
METHOD "C" KEY UP - KEY DOWN (CROSS PAIR)			
MTP 1		MTP 2	
FIBER COLOR CONNECTOR A	MTP PIN OUT POSITION KEY UP	FIBER COLOR CONNECTOR B	MTP PIN OUT POSITION KEY DOWN
BLUE	1	BLUE	2
ORANGE	2	ORANGE	1
GREEN	3	GREEN	4
BROWN	4	BROWN	3
GREY	5	GREY	6
WHITE	6	WHITE	5
RED	7	RED	8
BLACK	8	BLACK	7
YELLOW	9	YELLOW	10
PURPLE	10	PURPLE	9
PINK	11	PINK	12
AQUA	12	AQUA	11

MTP-12 Connector Fiber Assignments

